

Environmental Consultancy University of Sheffield


ENVIRONMENTAL ASSESSMENT

ENVIRONMENTAL MANAGEMENT

ENVIRONMENTAL PLANNING

WATER MANAGEMENT

LANDSCAPE DESIGN



WHAT is the Environmental Consultancy of Sheffield?

The Consultancy is the commercial wing of the University offering services in the fields of environmental assessment, water management, environmental planning, environmental management and landscape design.

WHO are the Environmental Consultancy?

We are a team of full-time professional staff supported by over thirty specialists in environmental science, planning, water quality, civil engineering, geology, landscape design, geography, law and archaeology. Our staff are involved in the planning, design, investigation, project management and supervision of environmental projects across the U.K. and in Europe.

WHY use the Environmental Consultancy?

... because our multi-disciplinary team draws on the complete range of environmental expertise available at Sheffield. We can provide a team tailored to your requirements to solve your specific problems.



... because with stricter U.K. and European environmental legislation and increased concern of pressure groups and the public, our experience has shown that truly independent advice and research is essential.

... because the Consultancy enables our clients to have access to state of the art research in many environmental fields.

... because the Consultancy has the support of all the analytical and commercial facilities of the University of Sheffield.

... because our service is highly cost-effective as most of the consultancy expertise is in-house.

THE KEY AREAS IN WHICH WE CAN HELP YOUR BUSINESS ARE:

Environmental Assessment

- Environmental audits
- Environmental assessment
- Environmental statements
- Ecological surveys
- Contaminated land surveys
- Pollution monitoring
- Groundwater and hydrological appraisals
- Pre-development feasibility studies
- Archaeological appraisals



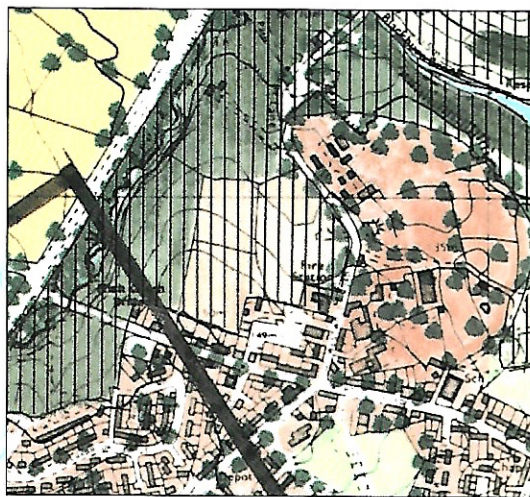

Environmental Management

- Best Practical Environmental Option
- BATNEEC
- Landfill
- Integrated pollution control
- Waste management
- Land reclamation and restoration
- Landscape management plans
- Habitat creation
- Energy management



Water Management

- Water supply
- Waste water and trade effluent treatment and disposal
- Process specification and optimisation
- E.C. & U.K. legislation advice
- Monitoring and analysis of effluents and supply



Environment Planning

- Site appraisals
- Urban planning
- Landscape planning
- Nature conservation strategies
- Greenspace planning
- Development planning

Landscape Design

- Hard and soft landscape design
- Landscape proposals for planning submissions
- Site planning
- Environmental renewal
- Urban forestry
- Woodland design
- Historic landscapes



OUR CONSULTANCY

HAS HELPED:

ALPHA ESTATES PLC

BRITISH GAS PLC

CRANE FLUID SYSTEMS

DEPARTMENT OF THE ENVIRONMENT

FISONS PLC

G.E.I SPECIAL STEELS PLC

HADFIELD CAWKWELL DAVIDSON & PARTNERS

HUMBERSIDE COUNTY COUNCIL

MACCLESFIELD BOROUGH COUNCIL

MERCEDES BENZ

NATIONAL POWER

NATIONAL RIVERS AUTHORITY

NATURE CONSERVANCY COUNCIL

N.W. LEICESTERSHIRE DISTRICT COUNCIL

PEAK PARK JOINT PLANNING BOARD

PIONEER AGGREGATES (UK) LTD

ROYAL SOCIETY FOR NATURE CONSERVATION

REDLAND AGGREGATES

ROSEHAUGH ESTATES

SCOTT WILSON KIRKPATRICK & PARTNERS

SHEFFIELD DEVELOPMENT CORPORATION

STRUTT & PARKER

YORKSHIRE WATER PLC



For further information contact:

Chris Routh, Consultancy Manager,
Environmental Consultancy University of Sheffield,
PO Box 595, Sheffield S10 2UJ.
Telephone: (0742) 768555 Ext. 6208 Fax: (0742) 739826

Designed and produced by Ian Lawrence Advertising, Dronfield, Sheffield.

